

مِفْتَاحُ الْعَرَبِيَّةِ

GATEWAY TO ARABIC

Book One

Dr. Imran Hamza Alawiye

A foundation course in reading and writing Arabic

The Arabic Alphabet

In order to learn any language, one must first master the alphabet and be able to read, write and pronounce it correctly.

Below on the right is the Arabic alphabet. The pronunciation column in the middle is only a rough guide and should not be relied on too heavily. Ask an Arabic speaker to help you master the sounds of the letters, or listen to the audio recording of the book.

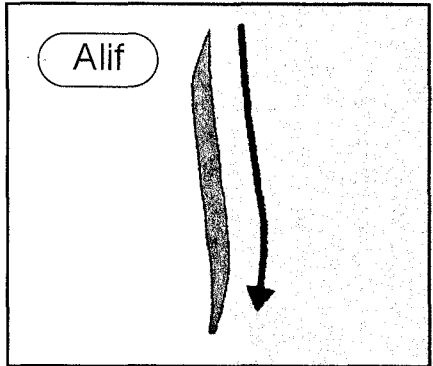
Please note that Arabic is written from right to left.

Names of the letters	Pronunciation guide	Arabic letters
Alif	a	ا
Baa	b	ب
Taa	t	ت
<u>Thaa</u>	<u>th</u>	ث
Jeem	j	ج
Ḥa	ḥ	ح
<u>Kha</u>	<u>kh</u>	خ
Daal	d	د
<u>Dhaal</u>	<u>dh</u>	ذ
Raa	r	ر
Zaa	z	ز
Seen	s	س



Names of the letters	Pronunciation guide	Arabic letters
<u>S</u> heen	sh	ش
Ṣaad	ṣ	ص
Ḍaad	ḍ	ض
Ṭa	ṭ	ط
Za	z	ظ
ʿAyn	ʿ	ع
<u>G</u> hayn	gh	غ
Faa	f	ف
Qaaf	q	ق
Kaaf	k	ك
Laam	l	ل
Meem	m	م
Noon	n	ن
Haa	h	ه
Waaw	w	و
Yaa	y	ي

Write over the letters below, then continue copying to complete the page.



ا

ا


ا

ا

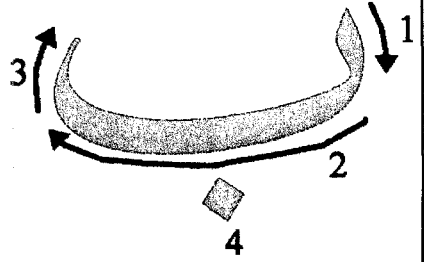
ا

ا

Write over the letters below, then continue copying to complete the page.

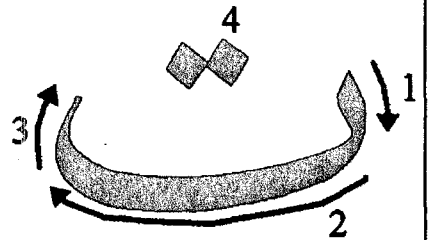


Baa



ب ب ب ب ب

Taa

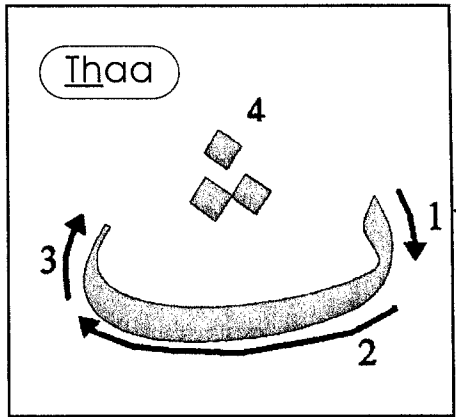


ت ت ت ت ت

Write over the letters below, then continue copying to complete the page.

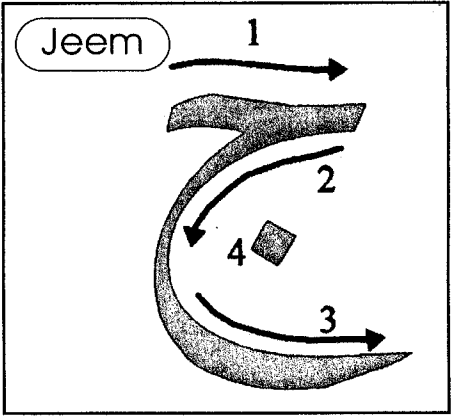


ت ت ت ت ت



Four sets of horizontal lines for handwriting practice, each set consisting of a top line, a middle line, and a bottom line.

ج ج ج ج ج

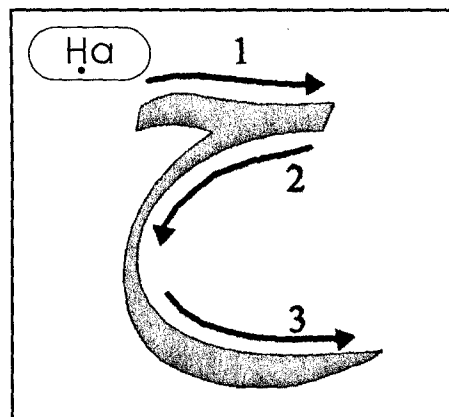


Four sets of horizontal lines for handwriting practice, each set consisting of a top line, a middle line, and a bottom line.

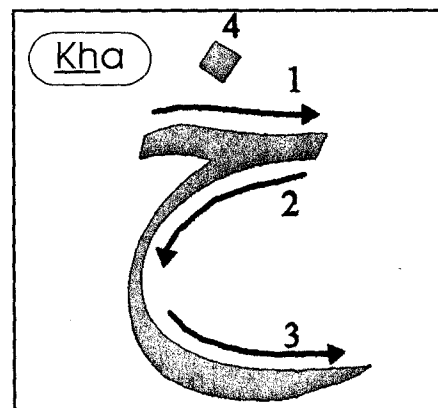
Write over the letters below, then continue copying to complete the page.



ح ح ح ح ح



خ خ خ خ خ

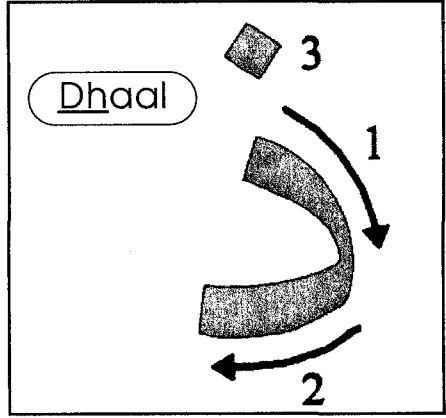
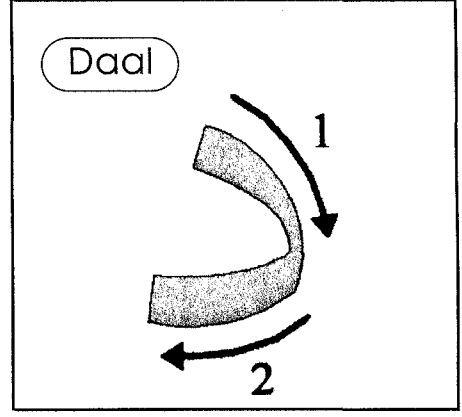


Write over the letters below, then continue copying to complete the page.




د د د د د

ذ ذ ذ ذ ذ

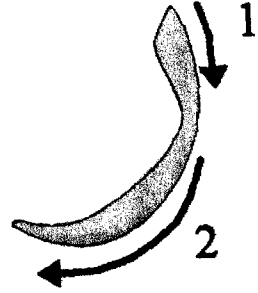


Write over the letters below, then continue copying to complete the page.



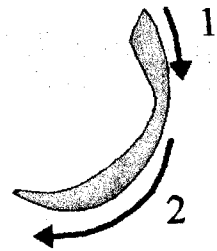
ر ر ر ر ر

Raa




ز ز ز ز ز

Zaa



Write over the letters below, then continue copying to complete the page.



س س س س س

Blank handwriting lines for practicing the letter 'Seen'.

Blank handwriting lines for practicing the letter 'Seen'.

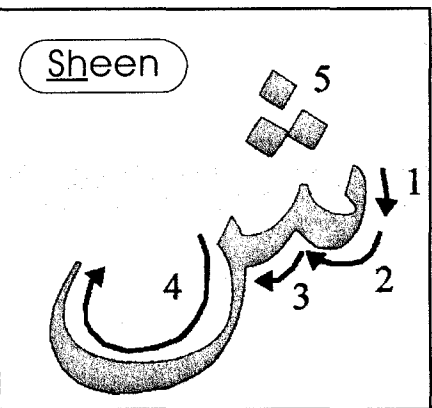
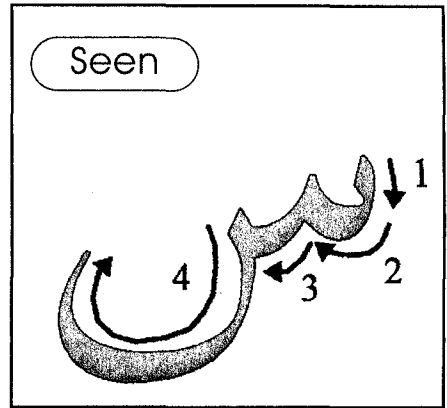
Blank handwriting lines for practicing the letter 'Seen'.

ش ش ش ش ش

Blank handwriting lines for practicing the letter 'Sheen'.

Blank handwriting lines for practicing the letter 'Sheen'.

Blank handwriting lines for practicing the letter 'Sheen'.



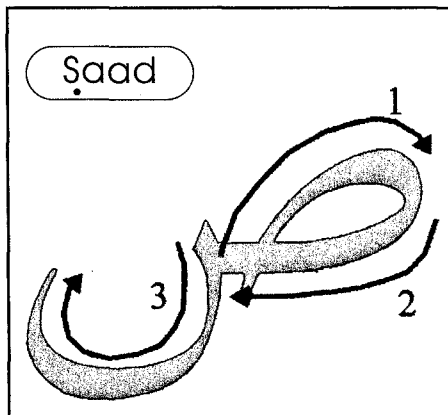
Write over the letters below, then continue copying to complete the page.



ص ص ص ص ص

ص

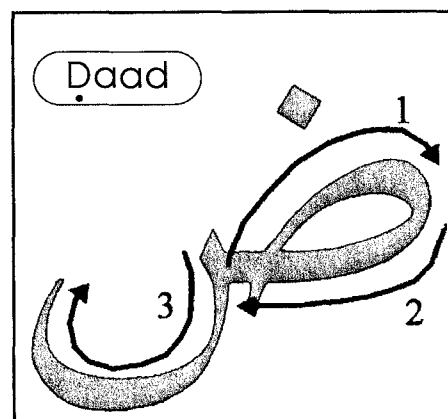
Blank handwriting lines for practicing the letter 'Ṣaad'.




ض ض ض ض ض

ض

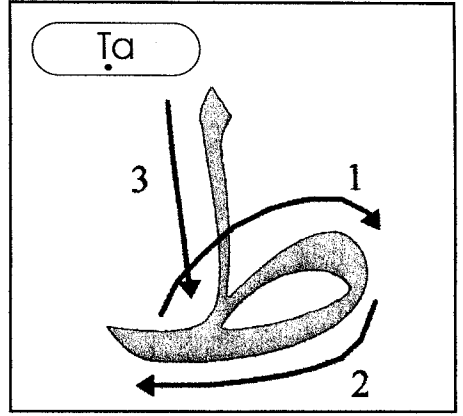
Blank handwriting lines for practicing the letter 'Ḍaad'.



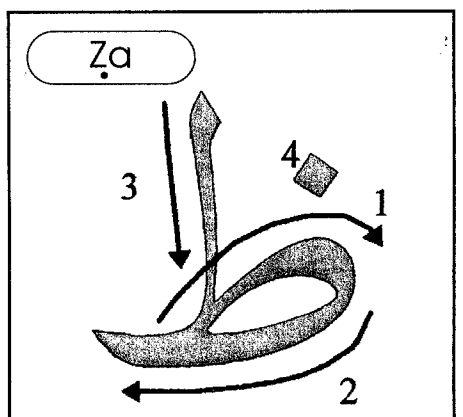
Write over the letters below, then continue copying to complete the page.



ط ط ط ط ط



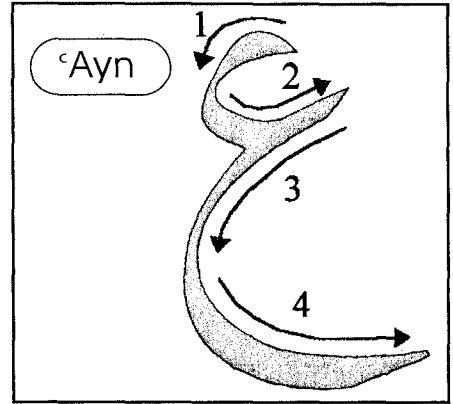
ظ ظ ظ ظ ظ



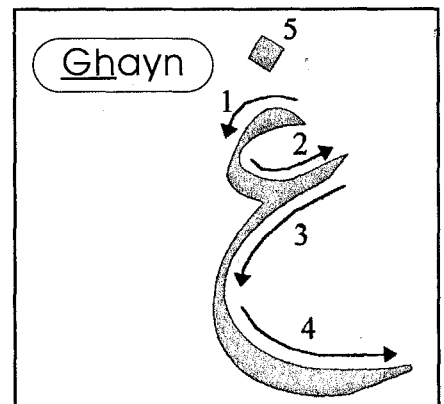
Write over the letters below, then continue copying to complete the page.



ع ع ع ع ع



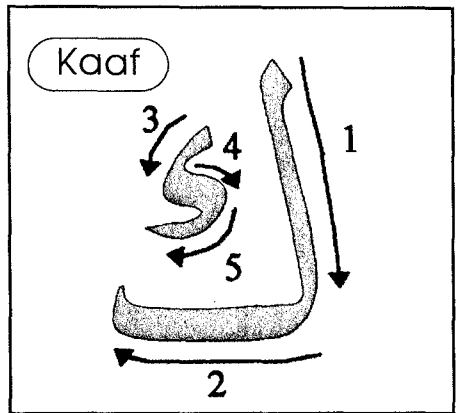
غ غ غ غ غ



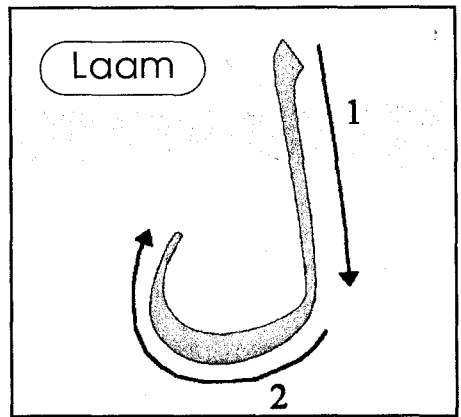
Write over the letters below, then continue copying to complete the page.



ك ك ك ك ك



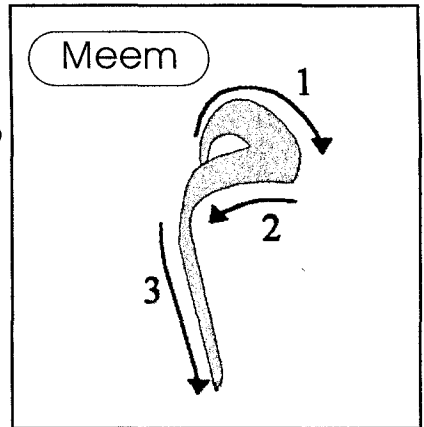
ل ل ل ل ل



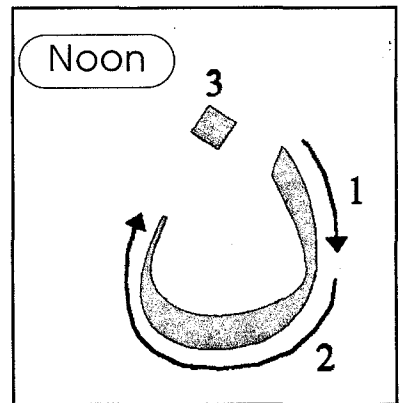
Write over the letters below, then continue copying to complete the page.



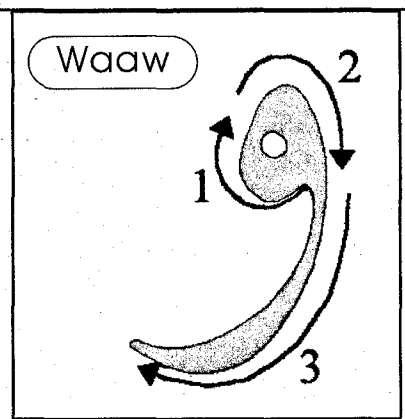
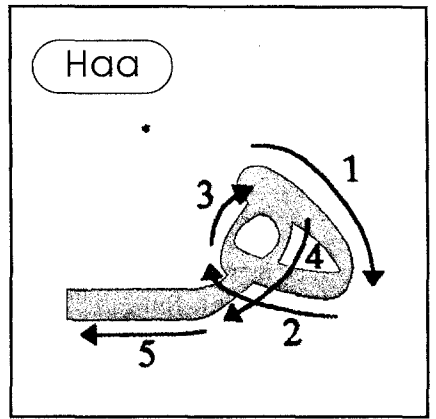
Handwriting practice for the letter Meem. The first row contains five faint Meem characters for tracing, followed by a solid Meem character. Below this are four empty rows for independent practice.



Handwriting practice for the letter Noon. The first row contains five faint Noon characters for tracing, followed by a solid Noon character. Below this are four empty rows for independent practice.

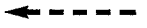


Write over the letters below, then continue copying to complete the page.



Here is the complete Arabic alphabet.
Can you read all the letters?

Start here!



ا	ب	ت	ث	ج
ح	خ	د	ذ	ر
ز	س	ش	ص	ض
ط	ظ	ع	غ	ف
ق	ك	ل	م	ن
هـ	و	ي		

Can you fill in the missing letters
in the alphabet below?



ح				ا
	ذ			ح
	ص			ز
فا				
ن		ل		ق
			و	